


4. *Terebra venilia* TENISON-WOODS. N.S.W. Reasonably common.



x 13/10

(HA) 59

212. *venilia*, *Terebra* - TENISON-WOODS, 1880, Proc. Linn. Soc. N. S. W., 4: 23, pl. 4, figs. 2, 2a. Hab. Sow and Pigs reef, Port Jackson. Size: $42 \times 7\frac{1}{2}$ mm. Holotype no. 96.11.30.28: 41.1 mm. C 69



88

T. venilia

Tenison-Woods, 88. *Terebra venilia*, Tenison-Woods. Specimen,

VENILIA
TENISON-WOODS.
1880
(V) (100)

Venilia (*Terebra*), Woods. Proc. Linn. Soc. N. S. Wales, 1879, vol. iv, p. 23, pl. 4, f. 2 and 2a. 21

T. VENILIA, Tenison-Woods. Pl. 5, fig. 88.

Yellowish white, zoned with a pale chestnut line; whorls subcoronate, with narrow oblique curved plications, and more or less indistinct fine spiral striae; subsutural area divided by a punctate groove. Length, 42 mill.

TRYON 1879

Port Jackson, N. S. Wales.

813—*venilia* Ten. Woods, P.L.S.N.S.W., iv., 1879, p. 23, pl. 4, f. 2; Tryon, Man. Conch., vii., 1885, p. 21, pl. 5, f. 88. HEBLEY 17 N.S. WALES

100. *Terebra venilia* Tenison-Woods, 1880

(pl. 26, fig. 100a;
pl. 27, fig. 100b)

1880 *Terebra venilia* Tenison-Woods, Proc. Linn. Soc. N.S.W. 4: 23, pl. 4, figs. 2, 2a; 1978 Hinton, Guide Austral. Shells pl. 59, fig. 4.

Description: Shell to 45 mm; color creamy white with very faint often interrupted orange spiral bands, outline of whorls turreted; subsutural band defined by punctations between ribs; axial ribs slender, slightly curved, about 21 on penultimate whorl; area anterior to band frequently smooth; spiral striae on remainder of whorl of numerous, crowded, fine, up to 10 on penultimate whorl and up to 30 on body whorl; columella slightly arched centrally, with narrow parietal callus; siphonal fasciole with oblique keel.

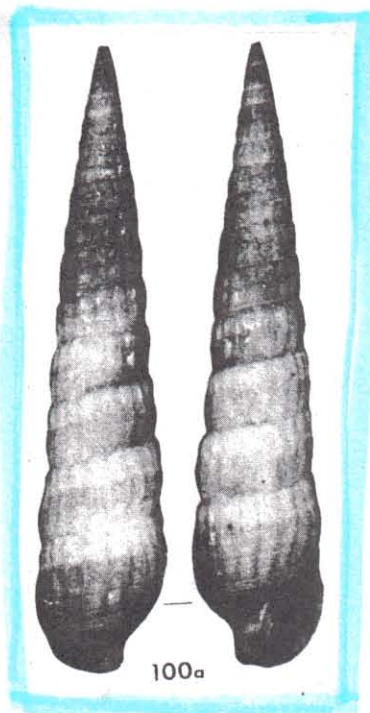
Type locality: "Sow and Pigs reef, Port Jackson, New South Wales, Australia, 4 fms."

Distribution: New South Wales, S. E. Australia.


Type: Holotype AMS no. C-129007; 41.0×8.6 mm.

Discussion: This species is similar to *T. turrita* (99) and can be separated by the spiral sculpture, which consists of numerous finely incised striae rather than deeply incised grooves; the centrally arched columella; and the absence of reddish brown blotches.

B-100 - p 100



100a



100b

100a. *T. venilia* Tenison-Woods. Holotype Australian Museum, Sydney, No. C-129007; 41.0 mm.

FIG. 100b, *Terebra venilia* Tenison-Woods. Middle whorls of holotype.