

232. *Hastula bacillus* (Deshayes, 1859)

(Pl. 59, figs. 232a-d)
(Color pl. D, figs. 1,2)

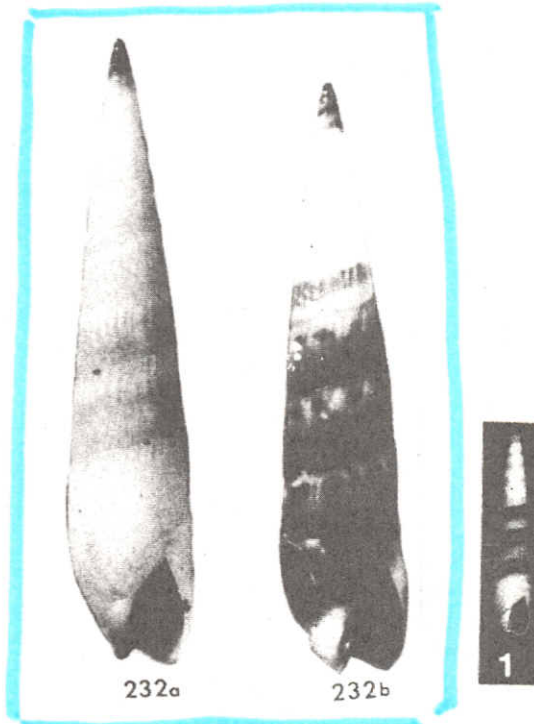
- 1859 *Terebra bacillus* Deshayes, Proc. Zool. Soc. Lond. pt. 27:285; 1860 Reeve, Conch. Icon. 12: pl. 25, sp. 134, figs. 134 a-c; 1984 Aubry, Terebridae pl. 10.
1859 *Terebra apicina* Deshayes, Proc. Zool. Soc. Lond. 27:284.
1859 *Terebra lactea* Deshayes, Proc. Zool. Soc. Lond. pt. 27:285.
1961 *Impages bacillus* (Deshayes), Oyama & Takemura, Moll. Shells, Resources Exploitation Inst. Tokyo 5: *Impages* figs. 8, 9.
1964 *Hastula (Impages) bacillus* (Deshayes), R. D. Burch, Veliger 6(4):212.

Description: Shell to 27 mm; color white with black protoconch, all black, or any combination of white, gray, and black, rarely with inconspicuous spots anterior to the suture; outline of whorls almost straight; protoconch $3\frac{1}{2}$ black conical whorls; a narrow, flat, inconspicuous calloused band occurring posterior to the shallow suture; subsutural groove or band absent; fine crenules extending about $\frac{2}{3}$ of whorl from suture; body whorl smooth except for occasional growth striae and crenules below the suture; aperture quadrate; columella straight, with brown inner edge; siphonal fasciole almost smooth.

Type locality: *H. bacillus*, "Hawaii," error. Singapore, Malaysia, is here designated as the type locality; *T. apicina*, "Singapore"; *T. lactea*, "Hawaii," error.

Distribution: Japan to the Philippines and Papua New Guinea; intertidal.

Type: *H. bacillus* lectotype BM(NH) no. 197982, 22.9 × 5.0 mm; *T. apicina* lectotype BM(NH) no. 197981, 22.7 × 5.0 mm; *T. lactea* lectotype BM(NH) no. 1979100, 19.6 × 4.0 mm.



1: *Hastula bacillus* (Lamarck); Philippines; 18.3 mm.

232a-d, *H. (I.) bacillus* (Deshayes). 232a, Lectotype British Museum (N.H.) No. 197982; 22.9 mm. 232b, Paralectotype same Institution; 22.0 mm.

Discussion: This species seems always to have a blue-black protoconch. The animal is dark gray. (pers. comm. O. K. McCausland, Indonesia). Although it is from a different faunal province, *H. bacillus* has been confused with *H. aciculina* of West Africa (236). Refer to that species for comparison.

B.232-191

21. *Hastula bacillus* DESHAYES. Uncommon tropical species. Narrower than juvenile *H. hectica* with which it may be confused.



(HA) p 56

(x 8/10)



TEREBRA BACILLUS (Deshayes, 1859) 16 mm. - Indo-Pacific. In acqua bassa. **

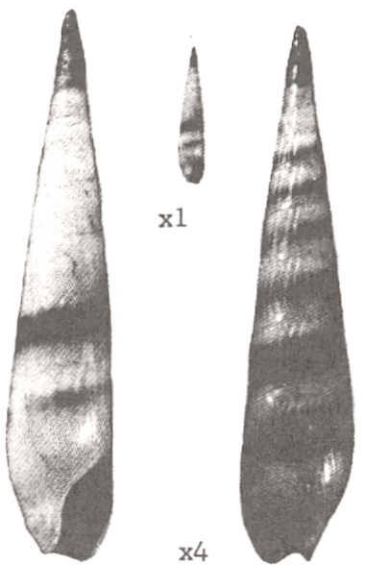
AWB 10 PL 10

49. TEREBRA BACILLUS, Desh.
T. testa elongato-angusta, subulata, albo-cornea vel atrata, longitudinaliter tenue plicata, plicis superne evanescentibus; anfractibus numerosis, angustis, planis, continuis, sutura vix distinctis, ultimo brevi, attenuato; apertura minima, superne acute angulata, basi dilatata; columella nigrescente, brevi, late profundeque emarginata.
 Long. 23 mill., larg. 5.
 Hab. Iles Sandwich.
 Collection Cuming.

DESHAYES
1859
v 232

Desh 1859 p 285

49. *T. bacillus* Desh. P.Z.S., 1859, 285. Hawaii. Types (5) B.M. T 44
Terebra bacillus Deshayes. *ibid.*, 285. Type (5).



28. *bacillus*, *Terebra* - DESHAYES, 1859, P. Z. S. L., p. 285. Hab. Îles Sandwich. Coll. Cuming. Size: 23x5 mm. Holotype: 22.9 mm; syntypes: 22.0 mm, 19.4 mm, 17.4 mm, and 17.0 mm. C69

H. (Impages) bacillus (DESHAYES, 1859): Proc. Zool. Soc. London, p. 285, no. 49.
 This small species is very close to juvenile forms of *H. caerulea* (LAMARCK, 1822). Common in several localities. Luzon. (B. no. 442). Bused 69

Species 134. (Fig. a, b, c, Mus. Cuming.)


TEREBRA BACILLUS. *Ter. testâ aciculari, albâ, cinereo-plumbeo plus minus fasciatâ, nitente, infra suturas interdum maculatâ, apice plumbeâ, anfractibus decliviplanatis, indivisis, supernè elongatè plicato-crenulatis; aperturâ parvâ, columellâ arcuatâ, brevi.*

THE LITTLE STAFF TEREBRA. Shell acicular, white, more or less banded with leaden ash-colour, shining, sometimes spotted beneath the sutures, apex lead-colour, whorls slopingly flattened, undivided, elongately plicately crenated round the upper part; aperture small, columella arched, short.

DESHAYES, Pro. Zool. Soc. 1859, p. 285.
Terebra lactea, Deshayes.
 Hab. Sandwich Islands.

A shining solid shell, of transparent-white, variously banded with a peculiar leaden ash-colour. M. Deshayes' *T. lactea* is the species in a colourless state.

R.V 1860



A neat little species which looks like a miniature *hectica*; white with dark, purplish-brown markings; to approx. 18 mm.

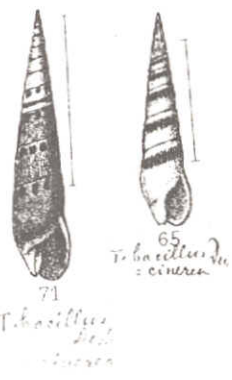
astula bacillus (Deshayes)
 INDO-PACIFIC G. 967 SK

bacillus (*Terebra*), Desh. Proc. Zool. Soc., 1859, p. 285.
 = *T. cinerea*, Born, 31

5. *Terebra bacillus*, Desh. (= *cinerea*). Conch. Icon., f. 134 a,

1. *Terebra bacillus*, Desh. (= *cinerea*). Reeve, Icon., f. 134 b.

TR 40 N 1885



REMARQUE. — En décrivant cette espèce d'après des spécimens récoltés aux îles Hawaï par Cuming, Deshayes a signalé la grande variabilité de sa coloration. Reeve a représenté, figure 134^a, un exemplaire blanc dont les tours sont traversés par une large bande grise bleuâtre à une petite distance de la suture; un autre ayant les 4 ou 5 premiers tours noirs, les 3 ou 4 suivants blancs et les derniers d'un gris bleuâtre foncé avec quelques taches subsuturales brunes et, enfin, un exemplaire entièrement blanc que Deshayes (Proc. Z. S. L., 1859, p. 284) avait considéré comme spécifiquement distinct, sous le nom de *Terebra lactea* Desh., mais que Reeve n'a pas hésité à réunir au *T. bacillus*. D2B1935 -