

7. *Terebra eximia* Deshayes, 1859

(Pl. 2, figs. 7a-c)  
 (Color plate 4, fig. 18)

1859 *Terebra eximia* Deshayes, Proc. Zool. Soc. Lond. pt. 27:314; 1860 Reeve, Conch. Icon. 12: pl. 21, sp. 106; 1977 Bratcher, Nautilus 91(2):40, fig. 5; 1984 Aubry, Terebridae pl. 15.

**Description:** Shell to 75 mm; color white with fulvous spots on subsutural band, at periphery of body whorl, and occasionally posterior to suture; outline of whorls flat; protoconch of 1½ brown mamillate whorls; noded subsutural band convex in early whorls, becoming flat and smooth or with slanting obsolete ribs later; remainder of whorl with spiral rows of punctations between unevenly spaced rows of raised spiral cords; weak nodes on cords in middle of whorls; body whorl short; aperture unknown (broken on holotype); columella extremely sinuous and re-curved.

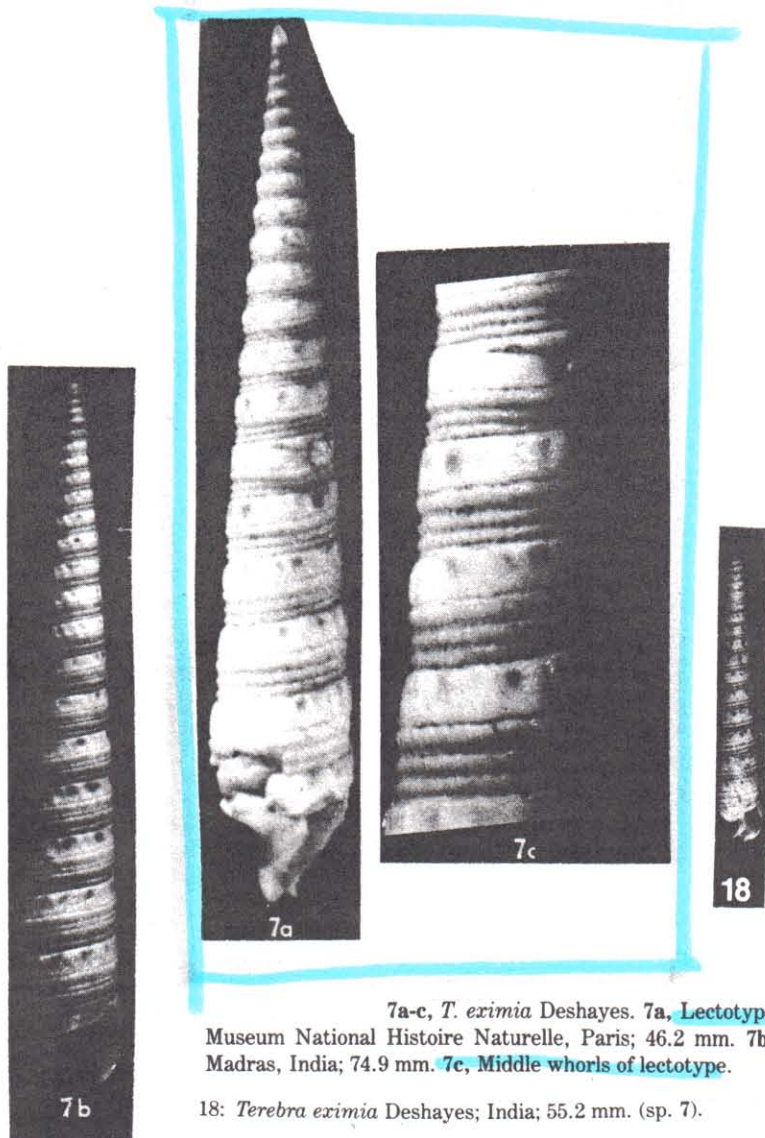
**Type locality:** None. Madras, India is here designated as the type locality.

**Distribution:** Indo-Pacific, from the Red Sea to India and China.

**Type:** Lectotype MNHNP; 46.2 × 8.0 mm.

**Discussion:** Deshayes published the measurements of this species as 92 × 8 mm, which must have been a typographical error, as the width of the lectotype matches his measurements exactly. This rare species, with its rather broad subsutural band, followed by about three constricting rows of deep punctations is not likely to be confused with any other species in the family.

8-7-138



7a-c, *T. eximia* Deshayes. 7a, Lectotype Museum National Histoire Naturelle, Paris; 46.2 mm. 7b, Madras, India; 74.9 mm. 7c, Middle whorls of lectotype.

18: *Terebra eximia* Deshayes; India; 55.2 mm. (sp. 7).

(7) (V)

213. *TEREBRA EXIMIA*, Desh.

*T. testa elongato-angusta, subulata, candida, ad suturam rufo regulariter punctata; anfractibus numerosis, angustis, subaequaliter sulco impresso divisis; margine suturali convexiusculo, crenulato; in altera parte anfractuum striis tribus granulosis, profunde punctatis; columella brevi, cylindracea, buplicata.*

Long. 92 mill., larg. 8.

Hab. —?

Ma Collection.

DESH 1859 p. 314

T. sp. T. EXIMIA  
(Deshayes, 1859) 86  
mm. - Golfo del Bengala (Madras) 10 - 15  
m. in sabbia

AGGREGATI

TYPE IN ZOOLOGICAL MUSEUM (TU)




FIG. 5. *Terebra eximia* Deshayes, 1859, holotype.

*Terebra eximia* Deshayes, 1859, probable holotype, fig. 5. Figured by Reeve, pl. 21, fig. 106. Dimensions 46.2 x 8 mm. Original measurements 92 x 8 mm, evidently a typographical error. Type locality unknown. This is conspecific with *T. corrugata* Lamarck, 1822. *BATCH 77 No 40 Vol 91 (2) 40*

***Terebra (Euterebra) eximia* Dh.**—Exclusive of the new species, this is the most interesting shell in the collection. It is the second known specimen only, the type<sup>1</sup> in Mus. Deshayes being equally finely marked but smaller, ours measuring 48 mm. The sculpture is peculiar and very beautiful. *NESTO 1898 p. 34 - MADRAS*

<sup>1</sup> Reeve, Conch. Icon., Plate xxi., fig. 106.



8.—*Terebra (Euterebra) eximia* Dh.

Species 106. (Mus. Deshayes.)

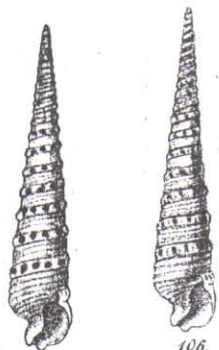
**TEREBRA EXIMIA.** *Ter. testá elongato-turrítá, subpyramidalí, candidá, ad marginem aurantio-rufo punctatá, anfractibus numerosis, angustis, planis, supra latimarginatis, margine tumidiusculo, obliquè crenulato, infra nitidè triseriatim granuloso-liratis, interstitiis pertusis, columellá carinatá, contorto-recurvá.*

**THE DELICATE TEREBRA.** Shell elongately turreted, somewhat pyramidal, white, dotted at the margin with orange-red, whorls numerous, narrow, flat, broadly margined above, the margin being rather swollen and obliquely crenulated, encircled below with three granular ridges, the interstices between which are pricked; columella keeled and twistedly recurved.

DESHAYES, Pro. Zool. Soc. 1859, p. 314.

Hab. —?

A most distinct and elegantly sculptured species, unique in the collection of M. Deshayes. *RV 1860 (106)*



55  
*T. eximia*  
Desh.

*Eximia (Terebra)*, Desh. Proc. Zool. Soc., 1859, p. 314, 29

*T. EXIMIA*, Desh. Pl. 9, fig. 55. (p. 29)

Yellowish white, the sutural band dotted with orange-chestnut and somewhat noduled; below the band are three granular ridges with pricked interstices; lower part of body-whorl striate.

Length, 1.75 inches.

Hab. unknown.

Described from a unique specimen.

FAYON 85 p. 29

55. *Terebra eximia*, Desh. Reeve, Conch. Icon., f. 106.