

5. *Punctoterebra ballina* HEDLEY. Uncommon off mid-N.S.W. coast.



(X13/10)

(HA) p59



x1



x4

Fresh specimens rust-brown colored; aperture whitish; to approx. 24 mm.

Terebra ballina Hedley
VICTORIA **SV.**

29. *ballina*, *Duplicaria* - HEDLEY, 1915, Proc. Linn. Soc. N. S. W., 39: 729, pl. 84, fig. 86. Hab. Trial Bay, N. S. W. Coll. Hedley. Paratype: 19.6 mm. C69

BALLINA
HEDLEY 1915

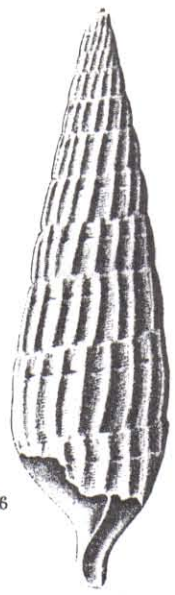
(V) (117)

DUPPLICARIA BALLINA, sp.nov.
(Plate lxxxiv., fig.86.)

No perfect specimens of this distinct species have yet reached me. It is, therefore, provisionally described from beach-worn material. In size and general appearance, it is comparable to *D. ustulata* Deshayes, from which it differs by being more slender, and by fewer, wider-spaced ribs.

Shell solid, clavate-fusiform. Colour uniform buff. Whorls about fourteen. At two-thirds of the height of the whorl, a deep groove appears on the interstices, but not on the ribs; this ascends the spire, but is inconspicuous on the earlier whorls. Below the groove, there are eight spiral threads. On the last whorl, these continue to the snout and amount to about thirty. The ribs are polished, well spaced, slightly curved, set obliquely, not continuous from whorl to whorl, vanishing on the base, about twenty to a whorl, rather less on the earlier whorls. Length, 23; breadth, 6 mm.

Hab.—Trial Bay (type), C. Laseron; Ballina, C. Hedley; Caloundra, H. L. Kesteven. **HEDLEY 1915 P.L.S.N.S.W. p729**



86

814—*ballina* Hedley, P.L.S.N.S.W., xxxix., 1915, p. 729, pl. 84, f. 86. **HEDLEY 17 N.S. WALES**

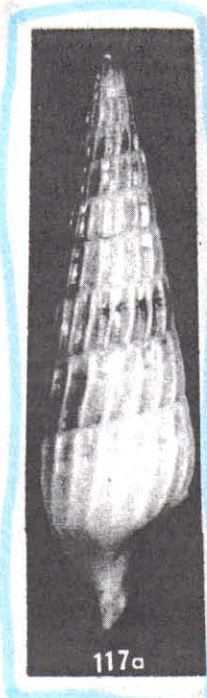
117. *Terebra ballina* (Hedley, 1915)
(Pl. 31, figs. 117a-b)

- 1915 *Duplicaria ballina* Hedley, Proc. Linn. Soc. New South Wales 39(4):729, pl. 84, fig. 86.
- 1952 *Diplomeriza ballina* (Hedley), Cotton, Trans. Royal Soc. Austral. 75:42.
- 1976 *Terebra* (*Punctoterebra*) *ballina* (Hedley), Garrard, Austral. Shell News. No. 13:3. Text fig.
- 1978 *Punctoterebra ballina* (Hedley), Hinton, Guide Austral. Shells, pl. 59, fig. 5.

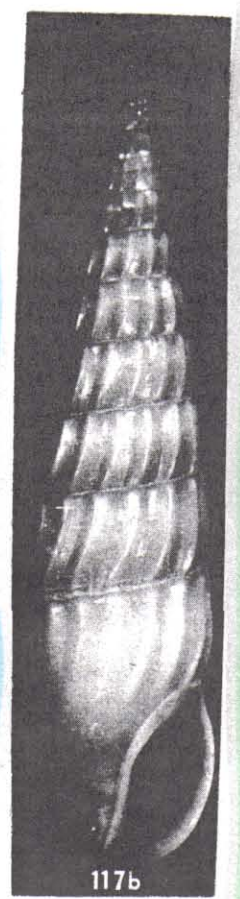
Description: Shell to 34 mm; color from pale cream or grayish mauve to dark reddish brown; outline of whorls convex; protoconch of 3 amber whorls; subsutural band indicated only by deep punctations between ribs; axial ribs, 15 to 22, sharp, slanting; spiral grooves, 12 to 16, filling moderately wide interspaces; aperture quadrate; columella curved, with parietal callus.

Type locality: "Trial Bay, N.S.W." Australia.
Distribution: Southern Queensland to Port Jackson, N.S.W., intertidal to 30 m.
Type: Holotype AMS no. C-28471; 23.5 × 5.3 mm.

Discussion: This species suffers from a weak outer lip which frequently is found broken or repaired. Live-taken specimens are rare. **B-117-112**



117a



117b

FIGS. 117a, b, *Terebra ballina* (Hedley). 117a, Holotype Australian Museum, Sydney, No. C-28471; 23.5 mm. 117b, Lennox Head, New South Wales, Australia; 30.9 mm.